

The first Camera Control Unit for Robotic PTZ Cameras, the Vaddio Quick-Connect CCU enables you to adjust IRIS, GAIN, COLOR and DETAIL with the turn of a knob. And install is easy, too. Just use standard Cat. 5 cabling to run HD/SD video, power, SYNC and camera control up to 500 feet from your control room.

QUICK-CONNECT CCU

You can finally take control of a PTZ Camera's image output. Match multiple cameras and make necessary changes to IRIS, GAIN, COLOR and DETAIL easily. In addition, there are two Scene store buttons, allowing the user to save specific color-matched images, such as day & night, lighting changes or multi locations.

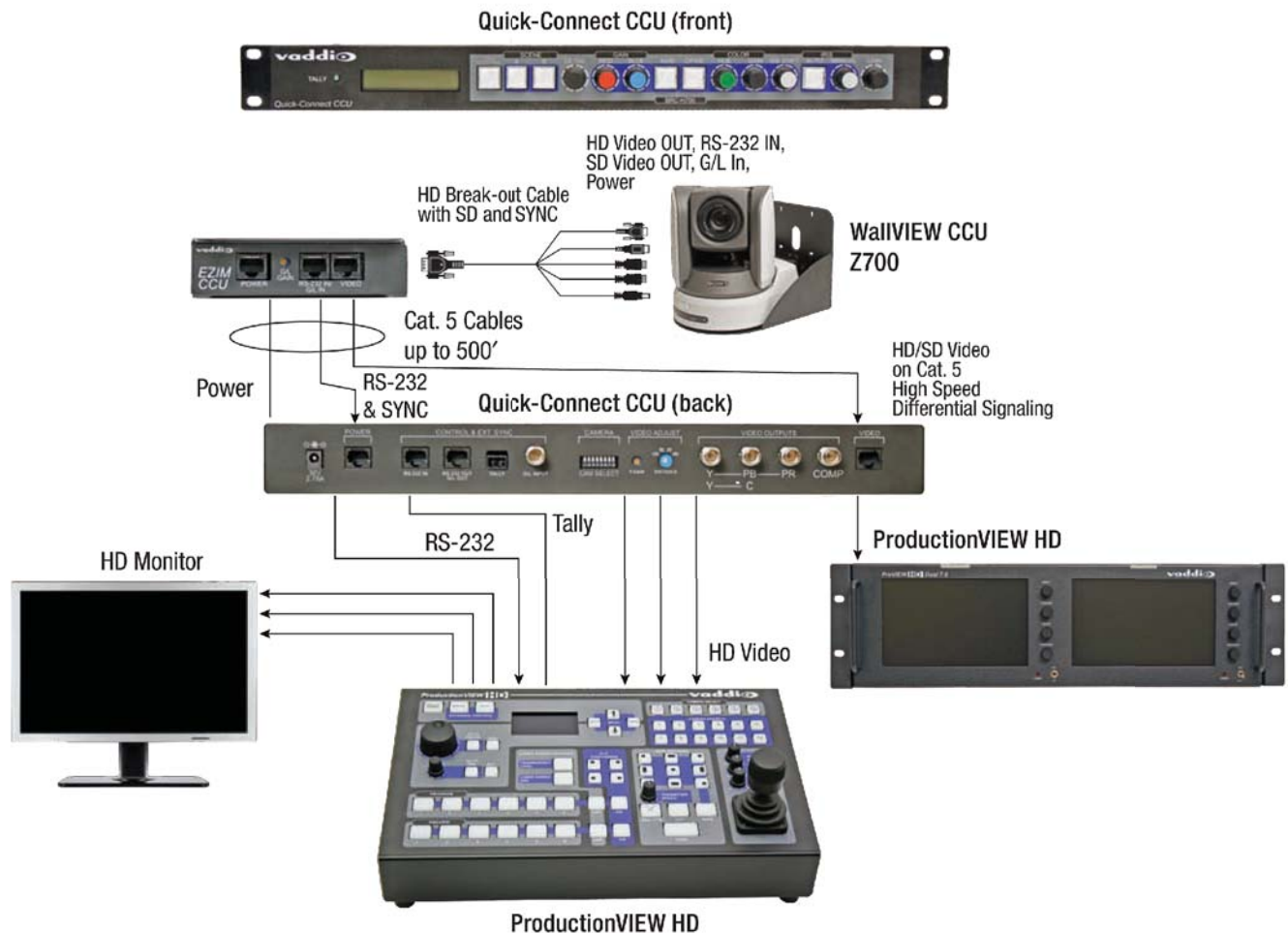
Tally indicators are located on the front of each Quick-Connect CCU, allowing the user to obtain a visual indicator of a live camera. Furthermore, with the Sony® BRC series cameras, the LED tally light built into the camera also illuminates, providing the on-air talent a visual indicator of which camera is live.

The Quick-Connect CCU's cabling system allows the integrator to use standard Cat. 5 cabling to run both HD and SD video, camera power, black burst sync and camera control up to 500 feet. Vaddio's High Speed Differential Signaling™ (HSDS) provides a high-bandwidth, low-loss video signal to ensure high definition quality up to 500' (152.4 m).

Individual camera video signal calibration can be achieved by using the user-controllable Y-Gain potentiometer for adjusting luminance gain over the entire cable distance, along with the 4-Position skew switch to compensate for signal loss over the cable distance.

The Quick-Connect CCU supports the Sony BRC-Z700, BRC-H700 and BRC-300. It also supports the Sony EVI-HD1, EVI-D70 and the EVI-D100.

WallVIEW CCU Z700 System



WallVIEW CCU Z700

The WallVIEW CCU Z700 is based on the high definition Sony BRC-Z700 PTZ camera. CCU adjustments include Red and Blue Gain, Red, Blue and Green Enhance, Iris, Gain and Detail.



WallVIEW CCU Z700 (North America)
999-6807-000

WallVIEW CCU HZ700 (International)
999-6807-001

FEATURES

- Sony BRC-Z700 High Definition PTZ Camera
- Three 1/4-type Megapixel CMOS Sensors
- 20X Optical Zoom Lens
- Vaddio Quick-Connect CCU 1-RU Rack Mount Interface
- EZCamera Interface Module (EZIM)
- Vaddio EZIM HD Break-out Cable
- Includes Thin Profile Wall Mount, PowerRite Power Supply, IR Remote and Mounting Hardware
- CCU Adjustments
 - Red and Blue Gain
 - Red, Blue and Green Enhance
 - Iris
 - Detail
 - Gain
- Optional Video Output Cards Available

* Optional SD Break-Out Cable
440-6207-000

WallVIEW CCU H700

The WallVIEW CCU H700 is based on the high-definition Sony BRC-H700 PTZ camera. CCU adjustments include Red and Blue Gain, Color Hue and Gain, White Balance Shift, Gain, Iris and Detail.



WallVIEW CCU H700 (North America)
999-6707-000

WallVIEW CCU H700 (International)
999-6707-001

FEATURES

- Sony BRC-H700 High Definition PTZ Camera
- Three 1/3-type Megapixel CCDs
- 12X Optical Zoom Lens (4X Digital - 48X Total)
- Vaddio Quick-Connect CCU 1-RU Rack Mount Interface
- EZCamera Interface Module (EZIM)
- Vaddio EZIM HD Break-out Cable
- Includes Thin Profile Wall Mount, PowerRite Power Supply, IR Remote and Mounting Hardware
- CCU Adjustments
 - Red and Blue Gain
 - Color Hue and Gain
 - White Balance Shift
 - Gain
 - Iris
 - Detail
- Optional Video Output Cards Available

* Optional SD Break-Out Cable
440-6207-000

WallVIEW CCU HD1

The WallVIEW CCU HD1 is based on the high definition Sony EVI-HD1 PTZ camera. CCU adjustments include Red and Blue Gain, Aperture, Iris and Gain.



WallVIEW CCU HD1 (North America)
999-6307-000

WallVIEW CCU HD1 (International)
999-6307-001

FEATURES

- Sony High Definition PTZ Camera (1080i, 720p, 480i)
- 1/3-type 2-Megapixel CMOS Image Sensor
- Wide Angle 10X Optical Zoom Lens (4X Digital - 40X Total)
- Vaddio Quick-Connect CCU 1-RU Rack Mount Interface
- EZCamera Interface Module (EZIM)
- Vaddio EZIM HD Break-out Cable
- Includes Thin Profile Wall Mount, PowerRite Power Supply, IR Remote and Mounting Hardware
- CCU Adjustments
 - Red and Blue Gain
 - Aperture
 - Iris
 - Gain
- Optional Video Output Cards Available

* Optional SD Break-Out Cable
440-6207-000

WallVIEW CCU 300

The WallVIEW CCU 300 is based on the high-resolution Sony BRC-300 PTZ camera. CCU adjustments include Red and Blue Gain, Aperture, Iris and Gain.



WallVIEW 300 (NTSC)
999-6207-000

WallVIEW CCU 300 (PAL)
999-6207-001

FEATURES

- Sony BRC-300 PTZ Camera
- 12X Optical Zoom Lens (4X Digital - 48X Total)
- 1/4.7-type IT 3CCD with Advanced HAD technology
- 600 TVL Resolution
- Vaddio Quick-Connect CCU 1-RU Rack Mount Interface
- EZCamera Interface Module (EZIM)
- Vaddio EZIM SD Break-out Cable
- Includes Thin Profile Wall Mount, PowerRite Power Supply, IR Remote and Mounting Hardware
- CCU Adjustments
 - Red and Blue Gain
 - Aperture
 - Iris
 - Gain
- Optional Video Output Cards Available

* Optional SD Break-Out Cable
440-6207-000

Vaddio's Quick-Connect PRO utilizes cutting-edge High Speed Differential Signaling™ (HSDS) technology to provide integrators an easy way to install Sony® Broadcast PTZ cameras up to 500 feet away with standard Cat. 5 cable.

QUICK-CONNECT PRO

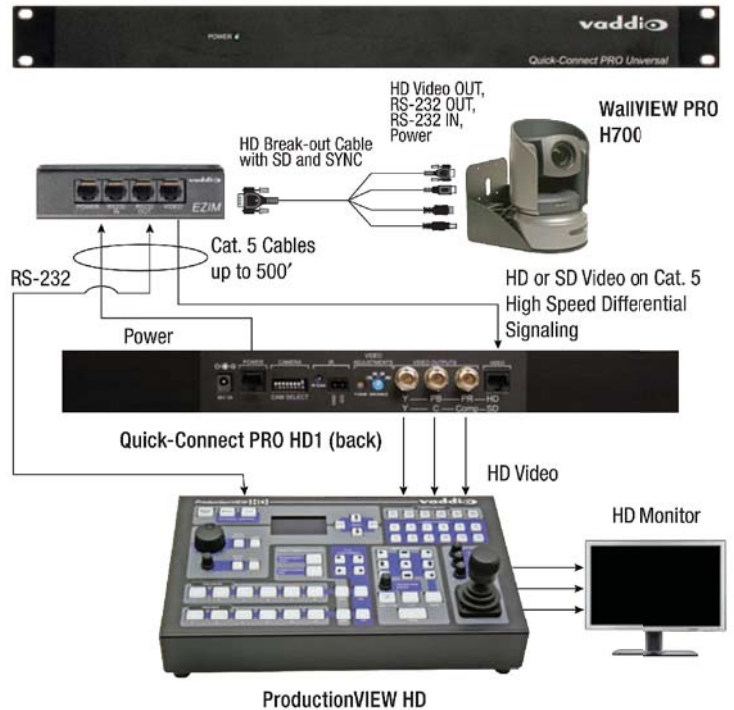
The Quick-Connect PRO camera cable system provides an easy way to install Sony Broadcast PTZ cameras up to 500 feet away with standard Cat. 5 cable. Based on Vaddio's High Speed Differential Signaling™ (HSDS) technology, the Quick-Connect PRO system provides for a high-bandwidth, low-loss video signal distribution to ensure Standard Definition or High Definition video quality (Up to 1080p) with cable runs up to 500'.

Individual camera video signal calibration can be achieved by using the user-controllable Y-Gain potentiometer for adjusting luminance gain over the entire cable distance, along with the 4-Position skew switch to compensate for signal loss over the cable distance.

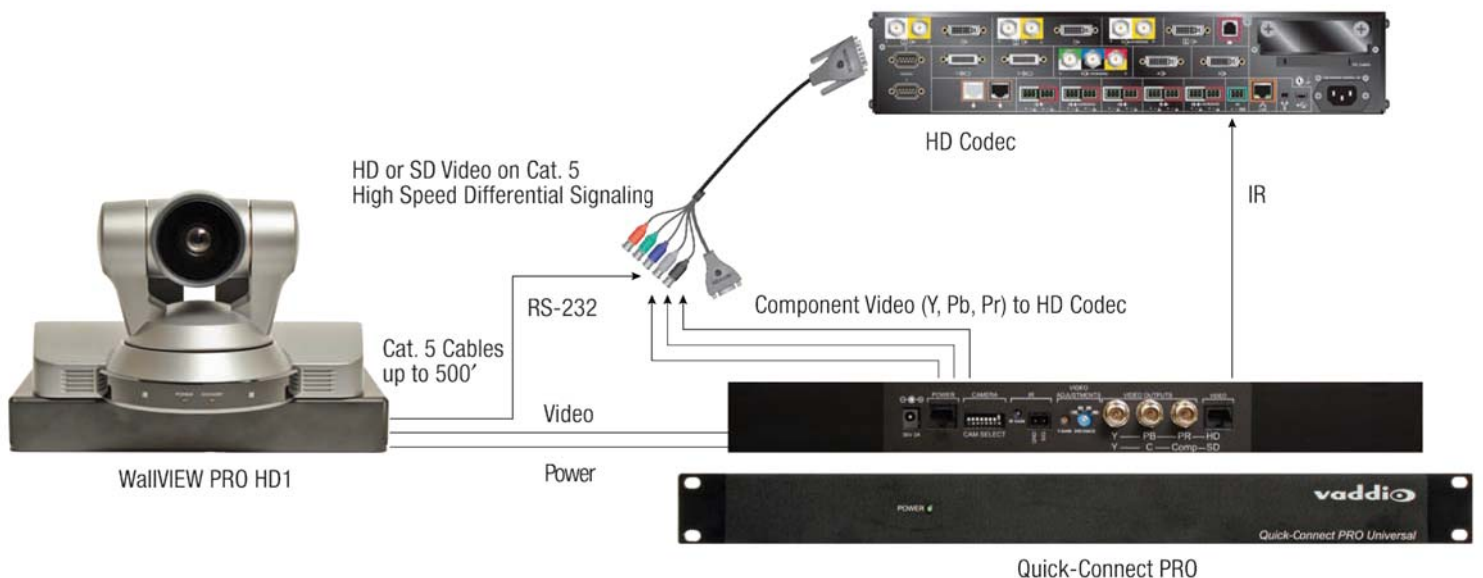
Camera control is operated by Vaddio's PowerRite™ Power Supply system, which delivers clean & stable power regulated at the camera end by the EZIM (EZCamera Interface Module) to the camera manufacturer's specifications. Other features include RS-232 input/output camera control ports to support daisy chain camera control and an IR port for IR signal forwarding from the camera.

The Quick-Connect PRO supports the following Sony Broadcast PTZ Cameras: BRC-Z700, BRC-H700 and BRC-300. It also supports the Sony EVI-HD1, EVI-D70 and the EVI-D100.

WallVIEW PRO H700 System



WallVIEW PRO HD1 System



WallVIEW PRO Z700

The WallVIEW PRO Z700 is built around the Sony BRC-Z700 high definition pan/tilt/zoom camera with three 1/4-type CMOS megapixel sensors and a 20X optical zoom lens. WallVIEW PRO Z700 is an ideal choice for a wide range of high definition 1080i video applications.



WallVIEW PRO Z700
(North America)
999-6805-000

WallVIEW PRO Z700
(International)
999-6805-001

FEATURES

- Sony BRC-Z700 High Definition PTZ Camera
- Three 1/4-type Megapixel CMOS Sensors
- 20X Optical Zoom Lens
- Vaddio Quick-Connect PRO (QCP) 1-RU Rack Mount Interface
- EZCamera Interface Module (EZIM)
- Vaddio EZIM HD Break-out Cable
- Includes Thin Profile Wall Mount, PowerRite Power Supply, IR Remote and Mounting Hardware
- Optional Video Output Cards Available

WallVIEW PRO HD1

The WallVIEW PRO HD1 features the Sony EVI-HD1 High Definition PTZ camera. With a 2 mega-pixel CMOS sensor, the WallVIEW PRO HD1 is an ideal choice for a wide range of high definition video a



WallVIEW PRO HD1
(North America)
999-6305-000

WallVIEW PRO HD1
(International)
999-6305-001

SYSTEM INCLUDES

- Sony EVI-HD1 High Definition PTZ Camera (1080i, 720p, 480i)
- 1/3-Type, 2-Megapixel CMOS Image Sensor
- Wide Angle 10X Optical Zoom Lens (4X Digital - 40X Total)
- Vaddio Quick-Connect PRO (QCP) 1-RU Rack Mount Interface
- EZCamera Interface Module (EZIM)
- Vaddio EZIM HD Break-out Cable
- Includes Thin Profile Wall Mount, PowerRite Power Supply, IR Remote and Mounting Hardware

WallVIEW PRO EagleEye

The Vaddio WallVIEW PRO EagleEye is designed for use with the Polycom® EagleEye high definition pan/tilt/zoom camera. The WallVIEW PRO EagleEye system includes the EZCamera Interface Module (EZIM) and Quick-Connect PRO interface, along with the Vaddio

WallVIEW P
(North America)
999-9500-000

WallVIEW P
(International)
999-9500-001



WallVIEW PRO H700

The WallVIEW PRO H700 is based on the high definition, 3-CCD Sony BRC-H700 PTZ camera. With an effective pixel count of 1,070,000 per CCD and a 12X optical zoom, the WallVIEW PRO H700 is an ideal choice for a wide range of high definition 1080i video applica



WallVIEW PRO H700
(North America)
999-6704-000

WallVIEW PRO H700
(International)
999-6704-001

SYSTEM INCLUDES

- Sony BRC-H700 HD PTZ Camera
- 12X Optical Zoom, (4X Digital - 48X Total)
- Three 1/3 type IT CCD Image Sensors
- HD Video Output: built-in Analog RGB, Y/Pb/Pr
- Optional Video Output Cards Available
- Vaddio Quick-Connect PRO (QCP) 1-RU Rack Mount Interface
- EZCamera Interface Module (EZIM)
- Vaddio EZIM HD Break-out Cable
- Includes Thin Profile Wall Mount, PowerRite Power Supply, IR Remote and Mounting Hardware

WallVIEW PRO 300

The WallVIEW PRO 300 is based on the high-resolution Sony BRC-300 PTZ camera. With 3-CCD megapixel advanced HAD image sensors, the video from the WallVIEW PRO 300 stands alone in a standard definition camera system.



WallVIEW PRO 300
(NTSC)
999-6205-000

WallVIEW PRO 300
(PAL)
999-6205-001

SYSTEM INCLUDES

- Sony BRC-300 PTZ Camera
- 12X Optical Zoom, (4X Digital - 48X Total)
- Three 1/4.7-type Advanced HAD CCD Image Sensors
- Optional Output Cards Available
- Vaddio Quick-Connect PRO (QCP) 1-RU Rack Mount Interface
- EZCamera Interface Module (EZIM)
- Vaddio EZIM HD Break-out Cable
- Includes Thin Profile Wall Mount, PowerRite Power Supply, IR Remote and Mounting Hardware